

PBC BACKGROUND

Call In
818-937-8100

PBC:

2.85% of electric revenues

PBC Programs Plan:

City Council approves every two years

Annual Proposed Budget:

FY 25-26: \$9.3M & FY 26-27: \$11.5M

imate change refers to
temperatures and...**PUBLIC BENEFIT CHARGE (PBC) PROGRAM**Call In
818-937-8100

State Mandated Funding Source

**Energy Efficiency****Energy Assistance Programs****Renewable Energy****Research Development &
Demonstration**



Special City Council - 6/4/25



Share

Climate change - Climate change refers to long-term shifts in temperatures and...

PBC BUDGET BREAKDOWN (\$1000s)Call In
818-937-8100

Expenditure Category	FY 25-26 Budget	FY 25-26 Breakdown	FY 26-27 Budget	FY 26-27 Breakdown
Administration	\$ 1,605	17%	\$ 1,605	14%
Energy Efficiency	\$ 2,379	25%	\$ 3,279	29%
Energy Assistance	\$ 4,820	52%	\$ 4,820	42%
Renewable Energy	\$ 550	6%	\$ 1,750	15%
Total	\$ 9,354	100%	\$ 11,454	100%



Glendale City Council Special Meeting

6-4-2025



8:43 / 3:04:30



YouTube



PBC BUDGET VERSUS EXPENDITURES BY PROGRAM

Call In
818-937-8100

PROGRAMS	FY 22-23 Budget	FY 22-23 Expenditure	FY 23-24 Budget	FY 23-24 Expenditure	FY 24-25 Budget	FY 25- Budget	Budget
ADMINISTRATION							
Salaries, Benefits, O&M, City Fund Allocations	\$ 1,368	\$ 1,104	\$ 1,301	\$ 967	\$ 1,301	\$ 1,605	\$ 1,605
ENERGY-WATER EFFICIENCY AND CONSERVATION PROGRAMS							
Home Energy and Water Saving Rebates	\$ 186	\$ 162	\$ 217	\$ 169	\$ 217	\$ 200	\$ 200
Home Energy and Water Saving Upgrades	\$ 40	\$ 503	\$ 869	\$ 72	\$ 1,396	\$ 500	\$ 1,000
Home Energy Reports	\$ 595	\$ 599	\$ 655	\$ 623	\$ 655	\$ 655	\$ 655
Tree Power	\$ 60	\$ 39	\$ 60	\$ 43	\$ 60	\$ 60	\$ 60
Business Energy Solutions	\$ 350	\$ 152	\$ 350	\$ -	\$ 350	\$ 350	\$ 350
Business Customer Engagement Portal (NEW)	n/a	n/a	n/a	n/a	\$ 324	\$ 179	\$ 179
Commercial Rebates (NEW)	n/a	n/a	n/a	n/a	n/a	\$ 150	\$ 250
Small Business Direct Installation Program (NEW)	n/a	n/a	n/a	n/a	n/a	\$ 200	\$ 500
In School Conservation Education	\$ 60	\$ 59	\$ 85	\$ 55	\$ 85	\$ 85	\$ 85
ENERGY ASSISTANCE PROGRAMS							
Glendale Care	\$ 2,383	\$ 2,128	\$ 2,600	\$ 2,652	\$ 2,730	\$ 4,670	\$ 4,670
Helping Hand	\$ 25	\$ 13	\$ 20	\$ 10	\$ 20	\$ 30	\$ 30
Guardian	\$ 80	\$ 83	\$ 80	\$ 84	\$ 80	\$ 120	\$ 120
RENEWABLE ENERGY PROGRAMS							
PV and ES Interconnection	\$ 75	\$ 42	\$ 65	\$ 44	\$ 65	\$ 50	\$ 50
Demand Response (NEW)	n/a	n/a	n/a	n/a	n/a	\$ -	\$ 1,000
Off-Peak EV Charging Incentives	\$ 544	\$ 225	\$ 300	\$ 312	\$ 355	\$ 500	\$ 700
TOTALS	\$ 5,765	\$ 5,109	\$ 6,602	\$ 5,032	\$ 7,638	\$ 9,354	\$ 11,454



PROJECTED VERSUS ACTUAL PARTICIPATION

Call In
818-937-8100

PBC PROGRAMS	FY 22-23 Projected	FY 22-23 Actual	FY 23-24 Projected	FY 23-24 Actual	FY 24-25 Projected	FY 25-26 Projected	FY 26-27 Projected
ENERGY-WATER EFFICIENCY AND CONSERVATION PROGRAMS							
Home Energy and Water Saving Rebates	1,600	616	800	541	800	800	800
Home Energy and Water Saving Upgrades	560	407	727	194	1,167	200	400
Home Energy Reports (# of customers)	50,000	65,902	54,000	69,581	54,000	65,000	65,000
Tree Power (# of trees)	450	266	450	180	450	450	450
Business Energy Solutions	14	5	10	-	10	10	10
Business Customer Engagement Portal (NEW)	n/a	n/a	n/a	n/a	n/a	TBD	TBD
Commercial Rebates (NEW)	n/a	n/a	n/a	n/a	n/a	180	180
Small Business Direct Installation Program (NEW)	n/a	n/a	n/a	n/a	n/a	40	100
In School Conservation Education	1,400	1,564	1,400	1,452	1,400	1,400	1,400
ENERGY ASSISTANCE PROGRAMS							
Glendale Care	12,500	11,000	11,100	11,179	11,655	12,000	12,000
Helping Hand	315	96	130	89	130	200	200
Guardian	625	600	600	588	600	600	600
RENEWABLE ENERGY PROGRAMS							
PV and ES Interconnection	300	369	400	438	500	500	500
Demand Response (NEW)	n/a	n/a	n/a	n/a	n/a	TBD	TBD
Off-Peak EV Charging Incentives	3,700	590	850	994	1,200	1,690	2,050
TOTALS	71,464	81,415	70,467	85,236	71,912	83,070	83,690





ENERGY EFFICIENCY POTENTIAL FORECAST AND GOALS

Assembly Bill 2021

	2026	2027	2028	2029	2030	2031	2032	2033	2034	2035	10-yr target
Annual MWh Market Potential	10,354	9,716	8,975	8,633	8,246	8,260	8,040	7,835	7,619	7,421	85,009
Savings Goal (% of Retail Sales)	1.02	0.94	0.82	0.60	0.57	0.55	0.53	0.50	0.47	0.45	0.65

PROJECTED VERSUS ACTUAL SAVINGS AND PROGRAM TRC RATIOS

ENERGY-WATER EFFICIENCY AND CONSERVATION PROGRAMS	FY 22-23 Actual			FY 23-24 Actual			FY 25-26 Projected		
	Savings (MWh)	Savings (MW)	TRC	Savings (MWh)	Savings (MW)	TRC	Savings (MWh)	Savings (MW)	TRC
Home Energy and Water Saving Rebates	67	0.01	3.7	89	0.01	2.4	59	0.01	2.2
Home Energy and Water Saving Upgrades	1,440	0.42	4.5	148	0.06	4.1	1,440	0.42	2.6
Home Energy Reports	7,256	0	1	7,961	0	2.2	7,961	0	1.4
Tree Power	54	0.07	12.7	201	0.04	9	36	0.04	2.9
Business Energy Solutions	721	0.13	3.1	-	0	n/a	721	0.14	2.1
Business Customer Engagement Portal (NEW)	n/a	0	n/a	-	0	n/a	n/a	n/a	n/a
Commercial Rebates (NEW)	n/a	0	n/a	-	0	n/a	205	0.05	2.2
Small Business Direct Installation Program (NEW)	n/a	0	n/a	-	0	n/a	117	0.02	0.8
In School Conservation Education	1,039	0.13	10.3	416	0	8.2	416	0	2.7
TOTALS	10,576	0.76	5.9	8,815	0.11	5.2	10,955	0.67	2



CLEAN ENERGY PROGRAMS PLAN

Call In
818-937-8100

- $\geq 1\%$ Annual reduction

- Policy & Mission-Vision Driven

ENERGY
SAVINGS
GOAL

STRATEGIC
ALIGNMENT

PORTFOLIO
DESIGN &
DELIVERY

PORTFOLIO
PERFORMANCE

- Sector-diverse

- $TRC > 1$



ENERGY-WATER EFFICIENCY AND CONSERVATION

Call In
818-937-8100

Home **Energy** and Water Saving Rebates

- Promotes adoption of high-efficiency energy and water appliances

Budget

- FY 25-26: \$200K
- FY 26-27: \$200K

Projected Annual Participants

- 800 rebates

HOME ENERGY AND WATER SAVING REBATES

Energy Star
Clothes Dryer



\$200

Energy Star
Dishwasher



\$50

Energy Star
Heat Pump
Clothes Dryer



\$400

Energy Star
Variable
Speed Pool
Pump



\$400

Solar Attic Fan



\$100

Whole House
Fan



\$100

HOME ENERGY AND WATER SAVING REBATES

Energy Star
Ceiling Fan



\$100

Electric Range



\$400

Range-Oven
Combo



\$400

Electric Wall
Oven



\$400

Energy Star
Room Air
Conditioner



\$400

Energy Star
Refrigerator or
Freezer



\$200

HOME ENERGY AND WATER SAVING REBATES

Energy Star Central
Heat Pump HVAC



**\$1,000
per ton**

Energy Star Mini-
Split Heat Pump
HVAC



**\$1,000
per ton**

Energy Star Heat
Pump Water Heater



\$4,000



Electric Panel Upgrade
*(when fuel switching
to HP HVAC or HPWH)*



\$1,000



ENERGY-WATER EFFICIENCY AND CONSERVATION PROGRAMS



Home Energy and **Water** Saving Rebates

- Supplemental funding to MWD's rebates
- Promote energy-water efficiency

Budget

- FY 25-26: \$40K
- FY 26-27: \$40K


Projected Annual Participants

- 500 rebates

imate change refers to
temperatures and...

ENERGY-WATER EFFICIENCY AND CONSERVATION PROGRAMS

Water Measure	MWD Rebate	GWP Rebate	Total Rebate
Premium High Efficiency Toilet	\$40	\$60	\$100
Weather Based Irrigation Controller (per unit; < 1 acre)	\$80	\$70	\$150
Weather Based Irrigation Controller (per station; > 1 acre)	\$35	\$15	\$50
Rotary Multi-Stream Nozzle	\$2	\$2	\$4
Turf Replacement (per square foot)	\$3	\$0	\$3
Hose Bib	\$35	\$15	\$50
High Efficiency Clothes Washer	\$85	\$115	\$200





ENERGY-WATER EFFICIENCY AND CONSERVATION PROGRAMS

Water Measure	MWD Rebate	GWP Rebate	Total Rebate
Soil Moisture Sensor (per unit; < 1 acre)	\$80	\$20	\$100
Soil Moisture Sensor (per station; > 1 acre)	\$35	\$15	\$50
Rain Barrel	\$35	\$0	\$35
Cistern - Small (200 - 500 gallons)	\$250	\$0	\$250
Cistern - Medium (501 - 999 gallons)	\$300	\$0	\$300
Cistern - Large (1,000+ gallons)	\$350	\$0	\$350
Flow Monitoring Device	\$100	\$100	\$200



ENERGY-WATER EFFICIENCY AND CONSERVATION PROGRAMS

NEW

Direct Install Turf Replacement for Disadvantaged Communities

- Turf removal and drought tolerant landscape installations in Glendale

Budget

- FY 25-26 ~\$82K
- FY 26-27 ~\$82K
- Fully covered by MWD grant

Projected Annual Participants

- 5 projects

ENERGY-WATER EFFICIENCY AND CONSERVATION PROGRAMS

Home Energy-Water Saving Upgrades

- Energy-water assessment
- Direct installation of measures
- Concierge services

NEW

Budget

- FY 25-26: \$500K
- FY 26-27: \$1M

Projected Participants

- FY 25-26: 200
- FY 26-27: 400





ENERGY-WATER EFFICIENCY AND CONSERVATION PROGRAMS

Home Energy-Water Saving Upgrades

- Energy-water assessment
- Direct installation of measures
- Concierge services



NEW

Budget

- FY 25-26: \$500K
- FY 26-27: \$1M

Projected Participants

- FY 25-26: 200
- FY 26-27: 400



ENERGY-WATER EFFICIENCY AND CONSERVATION PROGRAMS

Home Energy Reports & Usage Presentment

- Energy usage presentment
- Online access
- High bill alerts
- Weekly energy updates
- Solar update notifications

Budget

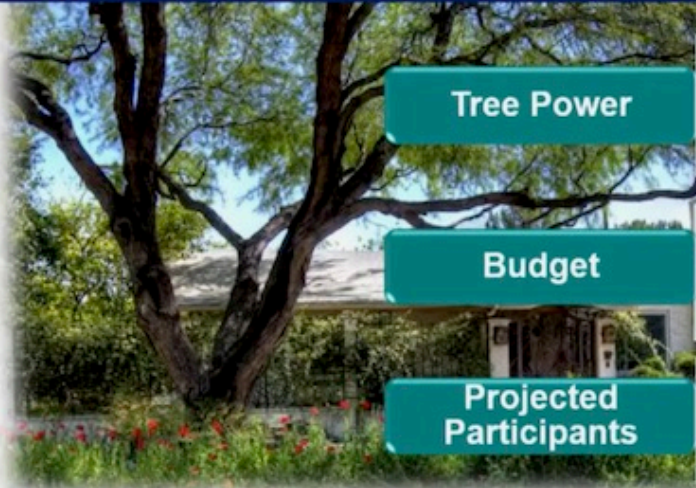
- FY 25-26: \$655K
- FY 26-27: \$655K

Projected Annual Participants

- Up to 54,000 customers



ENERGY-WATER EFFICIENCY AND CONSERVATION PROGRAMS



Tree Power

- Single family customers
- Up to 3 free shade trees
- Arborist's guidance

Budget

- FY 25-26: \$60K
- FY 26-27: \$60K

Projected Participants

- Around 450 trees
- 150 customers



ENERGY-WATER EFFICIENCY AND CONSERVATION PROGRAMS



Business Energy Solutions

- 40% of project cost
- Up to \$100K

Budget

- FY 25-26: \$350K
- FY 26-27: \$350K

Projected Annual Participants

- 10 projects

ENERGY-WATER EFFICIENCY AND CONSERVATION PROGRAMS



Business Customer Engagement Portal

- Online electric usage information
- Usage patterns and analyses
- High usage notifications

Budget

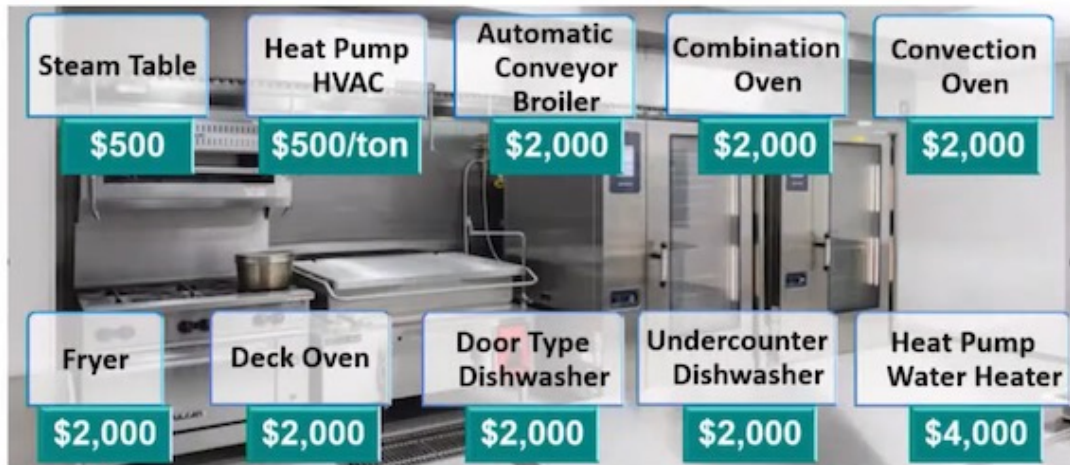
- FY 25-26: \$179K
- FY 26-27: \$179K

Projected Participants

- Up to 8,000 commercial accounts



ENERGY-WATER EFFICIENCY AND CONSERVATION PROGRAMS



imate change refers to
temperatures and...

ENERGY-WATER EFFICIENCY AND CONSERVATION PROGRAMS

Water Measure	MWD Rebate	GWP Water Rebate	GWP Electric Rebate	Total Rebate
Plumbing Flow Control (/pair)	\$10	\$10	N/A	\$20
Laminar Flow Restrictor	\$10	\$10	N/A	\$20
CH Premium HET	\$40	\$60	N/A	\$100
Multi-Family Premium HET	\$40	\$60	N/A	\$100
Zero/Ultra Low Water Urinal	\$200	\$200	N/A	\$400
Weather Based Irrigation Controller	\$35	\$15	N/A	\$50
Central Computer Irrigation Controller	\$35	\$15	N/A	\$50
Soil Moisture Sensor	\$35	\$15	N/A	\$50



ENERGY-WATER EFFICIENCY AND CONSERVATION PROGRAMS

Water Measure	MWD Rebate	GWP Water Rebate	GWP Electric Rebate	Total Rebate
Hose Bib Irrigation Controller	\$35	\$15	N/A	\$50
Large Rotary Nozzle	\$13	\$7	N/A	\$20
Rotary Multi-Stream Nozzle	\$2	\$3	N/A	\$5
In-Stem Flow Regulator	\$1	\$1	N/A	\$2
pH Cooling Tower Controller	\$1,750	\$250	N/A	\$2,000
Cooling Tower Conductivity Controller	\$625	\$375	N/A	\$1,000
Dry Vacuum Pump (1/2 hp)	\$125	\$125	N/A	\$250
Steam Cooker	\$485	\$0	\$1,515	\$2,000





ENERGY-WATER EFFICIENCY AND CONSERVATION PROGRAMS

Water Measure	MWD Rebate	GWP Water Rebate	GWP Electric Rebate	Total Rebate
Air-cooled Ice Making Machine	\$1,000	\$0	\$1,000	\$2,000
Turf Replacement	\$2	\$0	N/A	\$2
Tree Rebate (up to 5 trees)	\$100	\$0	N/A	\$100
Flow Monitor Device	\$100	\$0	N/A	\$100
Irrigation Master Valve	\$100	\$0	N/A	\$100
Irrigation Flow Sensor	\$100	\$0	N/A	\$100
Combination Master Valve / Flow Sensor	\$200	\$0	N/A	\$100
Food Defrosting Equipment	\$800	\$0	N/A	\$800





ENERGY-WATER EFFICIENCY AND CONSERVATION PROGRAMS

NEW



Small Business Direct Install

- Energy-water assessments
- Energy education
- No cost installations

Budget

- FY 25-26: \$200K
- FY 26-27: \$500K

Projected Participants

- FY 25-26: 40
- FY 26-27: 100

ENERGY-WATER EFFICIENCY AND CONSERVATION PROGRAMS

In-School Energy and Water Conservation Education

- Digital curriculum
- Conservation kits

Budget

- FY 25-26: \$85K
- FY 26-27: \$85K

Projected Participants

~ 1,400 6th students



ENERGY ASSISTANCE PROGRAMS

Glendale Care

- \$35 monthly electric bill discount
- As of January 1, 2025

Budget

- FY 25-26: \$4.67M
- FY 26-27: \$4.67M

Projected Participants

~ 12,000 income qualified customers





ENERGY ASSISTANCE PROGRAMS

Helping Hand

- \$150 bill credit assistance
- Customers experiencing a temporary financial emergency

Budget

- FY 25-26: \$30K
- FY 26-27: \$30K

Projected Participants

- Around 200 eligible income qualified customers





ENERGY ASSISTANCE PROGRAMS

Guardian

- Monthly electric bill discount
- For doctor prescribed medical equipment
- 3 levels of discounts based on medical equipment

Budget

- FY 25-26: \$200K
- FY 26-27: \$200K
- \$120K from PBC & \$80K from Electric Services Fund

Projected Participants

- Around 600 qualified customers





RENEWABLE ENERGY PROGRAMS

PV and ES Interconnection Application Portal

- Online application via PowerClerk
- NEM eligible PV and ES systems

Budget

- FY 25-26: \$50K
- FY 26-27: \$50K

Projected Participants

- Around 500 projects





RENEWABLE ENERGY PROGRAMS

Off-Peak EV Charging Incentives

- Shift EV charging to off-peak hours
- \$15/month incentive as of 7/1/2025

Budget

- FY 25-26: \$500K
- FY 26-27: \$700K

Projected Participant

- FY 25-26: around 1,690
- FY 26-27: around 2,050



**Time to
Save**



RENEWABLE ENERGY PROGRAMS

NEW

Demand Response

- Residential and small commercial
- Smart thermostats
- Upfront and annual incentives

Budget

- FY 26-27: \$1M

Projected Participants

- FY 26-27: TBD



LOW CARBON FUEL STANDARDS (LCFS)

California Air Resources Board Program

- GWP has participated since 2017

Lifetime Credits Earned & Sold

- Earned about 134K credits
- Sold about 80K credits

Annual Budget

- FY 25-26: \$2.1M
- FY 26-27: \$2.9M



SUMMARY OF LCFS FUNDED PROGRAMS

PROPOSED BUDGET (\$1000s)		
TRANSPORTATION ELECTRIFICATION PROGRAMS	FY 25-26	FY 26-27
EVSE Infrastructure	\$ 500	\$ 1,000
Residential EV Charging Station Rebate Program	\$ 75	\$ 75
Commercial & Multi-Family EV Charging Station Rebate Program	\$ 1,000	\$ 1,000
Pre-Owned EV Rebate Program (New)	\$ -	\$ 500
Clean Fuel Rewards Program	\$ 300	\$ -
Web Based EV Customer Awareness Platform	\$ 27	\$ 27
Electric Vehicle and Electric Bicycle Guest Drive Events	\$ 140	\$ 50
Electric Bicycle Rebate Program	\$ 34	\$ 44
Electric Leaf Blower Rebate Program	\$ 6	\$ 6
Vehicle to Grid Study (New)	\$ -	\$ 150
TOTAL PROJECTED EXPENDITURES/BUDGET	\$ 2,082	\$ 2,852



LCFS BUDGET VERSUS EXPENDITURES BY PROGRAMS

Program Metrics	Residential EV Charging Station Rebate			YTD	
	FY 22-23	FY 23-24	% Change	FY 24-25	% Change
Budget	\$250,000	\$75,000	-70%	\$150,000	100%
Expenditures	\$49,035	\$79,178	61%	\$108,436	37%
Program Participation	93	109	17%	78	-28%
EV Chargers Installed	93	109	17%	78	-28%
Average \$ per EV Charger Installed	\$527	\$726	38%	\$1,390	91%

TRANSPORTATION ELECTRIFICATION PROGRAMS

Electric Vehicle System Equipment (EVSE)

- Public EV charging infrastructure
- 11 locations & 84 EV charging ports

Budget

- FY 25-26 \$ 500K
- FY 26-27 \$ 1M

Projected Annual Growth

- 15-25 EV charging ports



TRANSPORTATION ELECTRIFICATION PROGRAMS

Residential EV Charging Station Rebate Program

- \$200-\$700 for Level 2 EV chargers
- \$800-\$1,000 for electrical panel upgrades

Budget

- FY 25-26: \$ 75K
- FY 26-27: \$ 75K

Projected Annual Growth

- 100 EV charging ports



TRANSPORTATION ELECTRIFICATION PROGRAMS

Commercial & Multi-Family EV Charging Station Rebate Program

- \$50-\$75K or 50-75%
(of the total project cost)
- Level 2 EV chargers

Budget

- FY 25-26 \$1 M
- FY 26-27 \$1 M

Projected Growth

125 EV charging
ports per year

TRANSPORTATION ELECTRIFICATION PROGRAMS

NEW

USED



SAVE \$1,500 - \$2,500

Pre-Owned EV Rebate Program

- For eligible pre-owned EVs
- Program in development

Budget

- FY 25-26 \$ -
- FY 26-27 \$ 500K

Projected Growth

- 380 EV rebates per year



TRANSPORTATION ELECTRIFICATION PROGRAMS

CARB Incentives:

- Light Duty Plug-in Vehicles
- Hybrid Electric Vehicles



Budget:

FY 25-26 \$ 300K
FY 26-27 \$ -



Projected Growth:

Expected to end in 2025



CALIFORNIA
CLEAN FUEL
REWARDSM



TRANSPORTATION ELECTRIFICATION PROGRAMS

Web-Based Customer Guide to Electric Vehicles



DISCOVER
ELECTRIC VEHICLES



MAXIMIZE
INCENTIVES



LOCATE
CHARGING STATIONS



SHOP
HOME CHARGERS

Budget

- FY 25-26 \$ 27K
- FY 26-27 \$ 27K

TRANSPORTATION ELECTRIFICATION PROGRAMS

EV & E-Bike Guest Drive Events

- Electric Car Insider provides turnkey EV guest drive events

Budget

- FY 25-26 \$ 140K
- FY 26-27 \$ 50K

Projected Growth

- Budget cut due to joint event coordination with BWP & PWP

TRANSPORTATION ELECTRIFICATION PROGRAMS

E-Bike Rebate Program

- \$300 - \$400
- New E-bikes

Budget

- FY 25-26: \$ 34K
- FY 26-27: \$ 44K

Projected Annual Growth

- 100-140 rebates



ELECTRIC LANDSCAPING EQUIPMENT

Leaf Blower Rebate



\$50
GWP rebate



up to \$250
AQMD rebate

Budget

- FY 25-26 \$ 6K
- FY 26-27 \$ 6K

Projected participation

- 120 rebates annually



LOAD MANAGEMENT LEVERAGING TRANSPORTATION ELECTRIFICATION



Vehicle-To-Grid (V2G) Study

- Feasibility of V2G for GWP's electrical distribution infrastructure

Budget

- FY 25-26 \$ -
- FY 26-27 \$ 150K

Projected Growth

- Assess future program implementation and explore potential grants for funding

PROGRAM LINKS

Energy-Water Efficiency and Conservation Programs

www.glendaleca.gov/ResidentialPrograms

www.glendaleca.gov/BusinessPrograms

Energy Assistance Programs

www.glendaleca.gov/AssistancePrograms

Renewable Energy Programs

www.glendaleca.gov/SolarInterconnection

www.bringyourowncharger.com/gwp-home

Transportation Electrification Programs

www.glendaleca.gov/ElectricVehicles

